


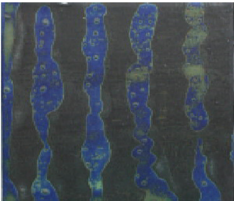
5C  PG636 Aegean Blue-Green applied as base glaze. Wax Resist leaf design with sgraffito detail carved through wax. IP205 brushed over top. *Note - NOT a food safe surface. Use for decorative purposes only.


5F  PG601 applied as base coat. Wax Resist pattern lines. IP207 brushed over top.


5D  PG641 White Cloud base coat glaze. Wax Resist leaf decoration with sgraffito detail carved through wax. IP207 applied 1 coat over top.


5G  IP203 applied overall with 1 coat. GLW15 Jujube White applied with a sponge and a brush to create a mix of texture on top.


5E  GLW32 Latte base glaze. IP207 applied with leaf sponge over the top. Apply pigment with a brush lightly to the sponge and gently touch the surface. You will get more than one stamp per pigment application.

5H  GLW47 Kalamat Black applied as base glaze. Wax Resist used to create the line design. IP210 brushed over top.

6A  Tile has bas relief texture; created by wax resist design then washed off in green stage. Bisque fired to ^04. IP211 applied overall and wiped back. GLW32 Latte applied over top of pigment.

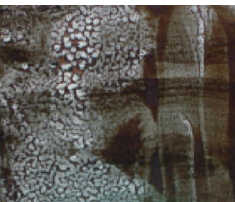
6E  Tile has bas relief texture; created by wax resist design then washed off in green stage. Bisque fired to ^04. IP201 applied and wiped back. PG634 Scotch Pine applied as glaze coat over the pigment wash.

6B  GLW32 Latte used as a base glaze. Bird is painted in majolica-style over top of raw glaze. IP212 (bird body), IP210 (details).

6F  GLW25 Aqua Gemstone applied as a base coat. Wax Resist used to create circle design. IP210 brushed over the top.

6C  PG642 Blizzard Blue applied as base coat. Wax Resist used to create the line design. IP207 brushed over top.

6G  GLW37 base coat glaze painted in 'majolica-style' on top of raw glaze. IP207 (bird), IP203 (breast), IP204 (branches), IP210 (details). PG631 Gold Dust (discontinued) for flower buds. Details waxed. GLW25 Aqua Gemstone applied as background.

6D  IP201 applied overall. GLW15 Jujube White sponged (round, breaking) and brushed (linear) on top to create a variety of surface textures.

6H  Tile has low bas relief texture created with Wax Resist wash-back then bisque fired to ^04. IP207 applied and wiped back. GLW32 applied as a glaze over the wiped-back pigment.